

# Quarterly Statistical Report

# Q2

Dates: 01/07/25 - 30/09/25

# Contents

Definitions	1
Notes	1
Key Facts	2
1. New complaints referred to the Rail Ombudsman for assessment, by month	2
2. Complaint volume by Participating Rail Operating Company	3
3. Ombudsman referrals per 1000 complaints handled by Rail Operating Companies	4
4. Channel used by Rail Passengers to refer complaints to the Rail Ombudsman	5
5. Average time to close In Scope complaints in working days	5
6. Complaints examined by the Rail Ombudsman, by top level complaint category	6
7. Complaints examined by the Rail Ombudsman, by top level complaint category per 1000 complaints handled by Participating Rail Operating Companies	6
8. Complaints assessed by the Rail Ombudsman, by second level category	7-8
9. Volumes assessed as In Scope or Out of Scope	9
10. Complaint classifications by Participating Rail Operating Company	10
11. Complaints retained by the Rail Ombudsman or transferred to consumer advocacy bodies, by month	11
12. Out of Scope categories	11
13. Simple Resolution case outcomes	12
14. Complex Resolution case outcomes	12
15. Simple Resolution case outcomes by Participating Rail Operating Company	13
16. Complex Resolution case outcomes by Participating Rail Operating Company	14
17. Resolution types and volume	15
18. Award types and volume by Participating Rail Operating Company	16

## Definitions

<b>Rail Passenger</b>	An individual who has undertaken, or has attempted to undertake, a journey on a scheduled rail service, and has purchased (or has had purchased on their behalf), or has attempted to purchase, a ticket for that journey.
<b>Participating Rail Operating Company</b>	A rail operating company which is part of the Rail Ombudsman scheme. The full list of Participating Rail Operating Companies is available here: <a href="http://www.railombudsman.org/about-us/Participating-service-providers/">www.railombudsman.org/about-us/Participating-service-providers/</a>
<b>In Scope</b>	A complaint accepted as being eligible for the Rail Ombudsman scheme.
<b>Out of Scope (Transferred)</b>	A complaint that is outside the scope of the Rail Ombudsman scheme which is transferred to either Transport Focus or London TravelWatch.
<b>Out of Scope (Ineligible)</b>	A complaint which is deemed ineligible for the Rail Ombudsman scheme and also for Transport Focus and London TravelWatch. The majority of complaints found to be ineligible are caused by Rail Passengers approaching the Rail Ombudsman without a deadlock letter and before the end of the 40 working day period allowed to Rail Operating Companies to resolve their complaints.
<b>Simple Resolution</b>	A stage in the Rail Ombudsman process that provides an opportunity, in some circumstances, to quickly resolve an issue.
<b>Complex Resolution</b>	A stage in the Rail Ombudsman process where a Simple Resolution is not possible. The Rail Ombudsman will first Mediate and then where applicable, Adjudicate to resolve an In Scope complaint.
<b>Mediation</b>	The process by which, assisted by an independent view from the Rail Ombudsman, a settlement in relation to an In Scope complaint can be negotiated to which both the Rail Passenger and the Participating Rail Operating Company agree.
<b>Adjudication</b>	The process by which, in the event that a Simple Resolution and Mediation have been unsuccessful in reaching agreement between the Participating Rail Operating Company and the Rail Passenger, the Rail Ombudsman will investigate and make an impartial decision on the case.

## Notes

All percentages shown within this report have been rounded up or down to the nearest whole number.

Passenger journeys delivered by Participating Rail Operating Companies vary in length and number. Unless specified, complaint volumes in this report have not been weighted to reflect this and should not be used as mechanisms for comparison.

Further information on Rail Operating Companies' passenger numbers and complaint volumes can be found on the Office of Rail and Road's data portal here: <https://dataportal.orr.gov.uk/>

Complaints evaluated / closed by the Rail Ombudsman during Quarter 2 include complaints raised in the previous quarter.

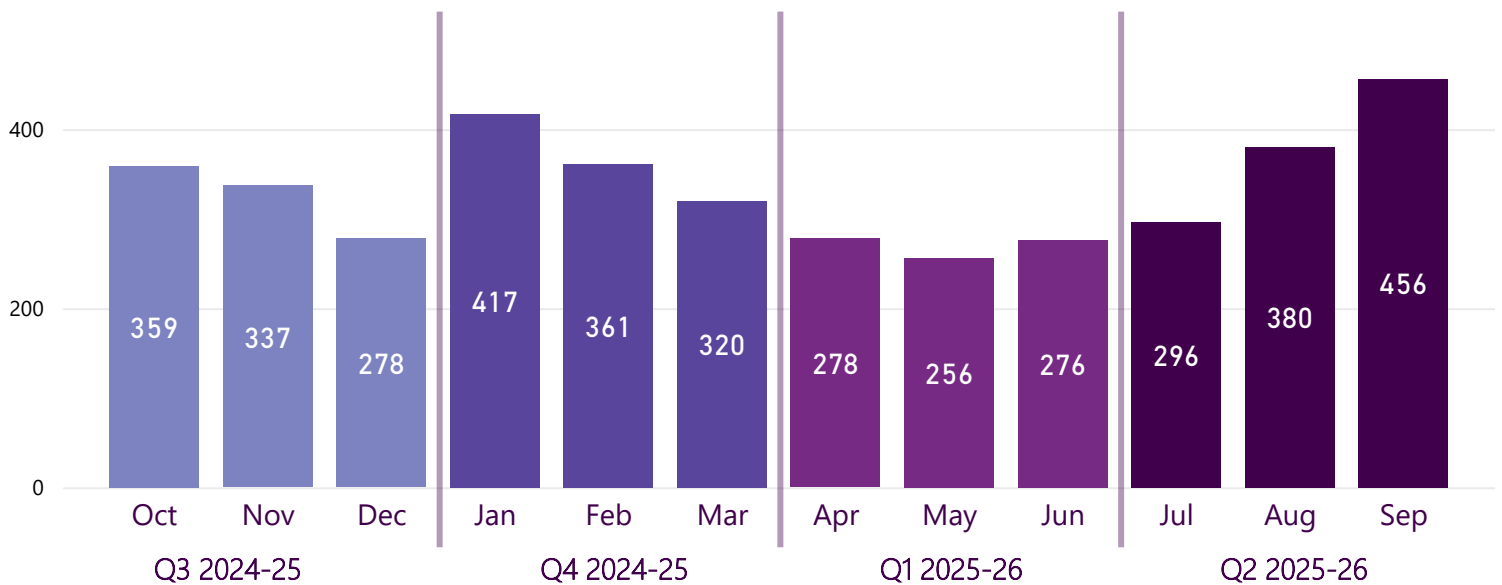
Outcomes should be considered in the context of the end-to-end dispute resolution process. Adjudication outcomes tend to be upheld in part or not upheld, because of the opportunities to resolve cases where a full remedy is due through Simple Resolution or Mediation

## Quarter 2: Key Facts

	Q2 2025-26	vs Q1 2025-26	vs Q2 2024-25
New cases referred to the Rail Ombudsman	1132	+28.4%	+21.3%
Cases evaluated by the Rail Ombudsman	855	-6.9%	+0.2%
% Cases found to be In Scope for the scheme	49%	-8 pp	-5 pp
% Cases referred to consumer advocacy bodies	6%	-17 pp	-5 pp
% Cases found to be Out of Scope: Ineligible	44%	+21 pp	+9 pp
Average financial award (where financial award secured)	£75.56	+28.4%	+8.3%

'Delay compensation schemes' is the largest complaint category accounting for 31% of complaints evaluated this quarter. 'Train service performance' is in second place with 17% of complaints and 'Company policy' is the 3rd largest category with 14% of complaints this quarter.

### 1. New complaints referred to the Rail Ombudsman for assessment, by month



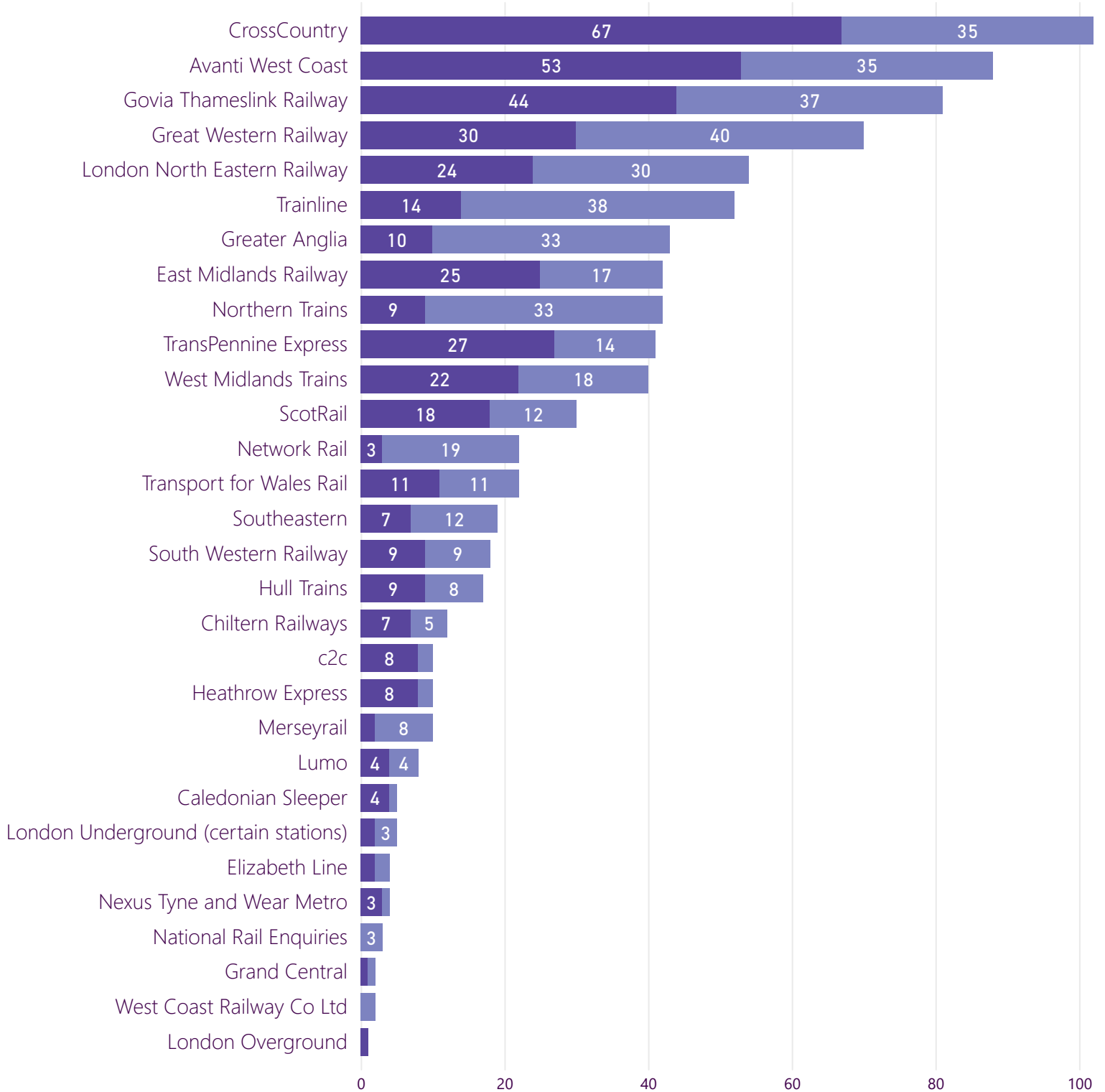
Total referred to the Rail Ombudsman in Quarter 2: 1132

The above chart covers complaints referred to the Rail Ombudsman during Quarter 2 and includes both In Scope and Out of Scope complaints. Note: Outcomes of some of these will carry forward into the next Quarter.

## 2. Complaint volume by Participating Rail Operating Company

Volume of complaints assessed during Quarter 2 by Rail Operating Company.

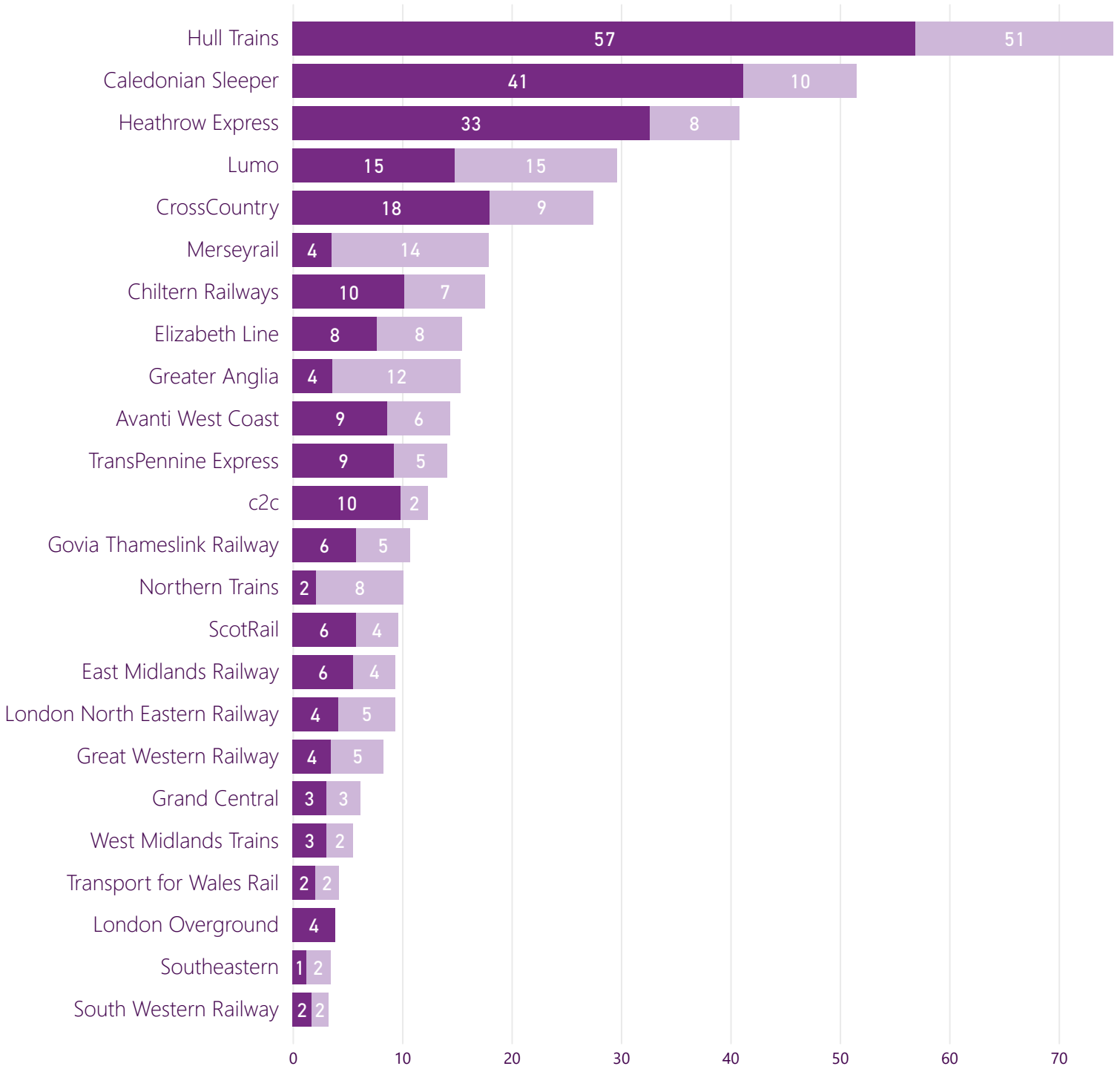
● In Scope ● Out of Scope



### 3. Ombudsman referrals per 1000 complaints handled by Rail Operating Companies

Volume of complaints assessed during Quarter 2 by Participating Rail Operating Company, normalised by Rail Operator complaints (scaled by 1000s for ease of reading).

● In Scope ● Out of Scope

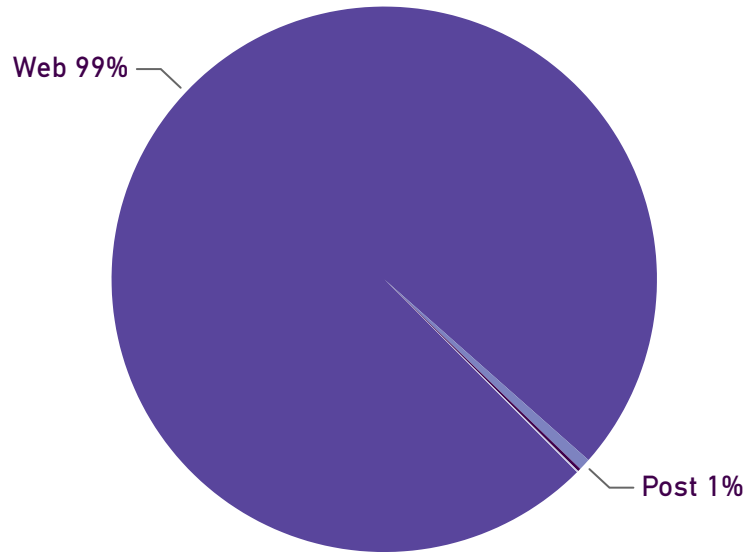


(Rail Operators' complaint volumes source: ORR)

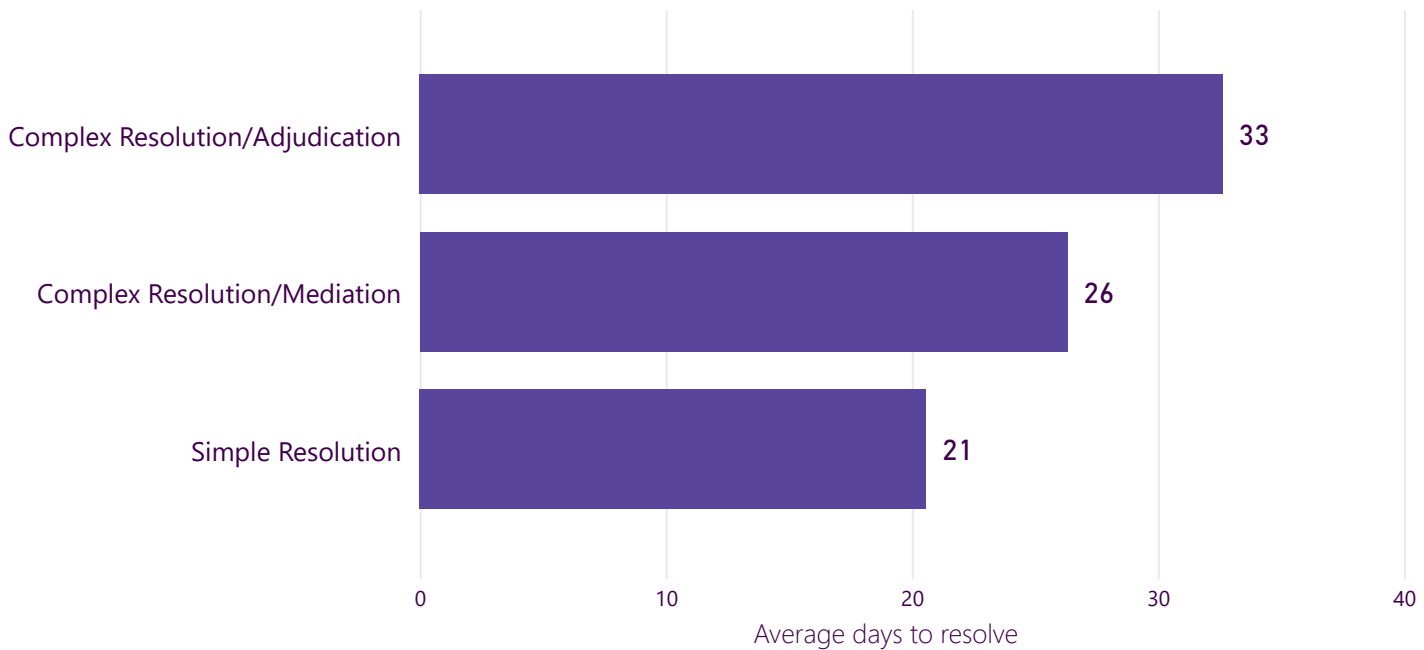
#### 4. Channel used by Rail Passengers to refer complaints to the Rail Ombudsman

The channel used by a Rail Passenger to refer a complaint (excluding contact relating to general enquiries, advice and signposting).

Channel	Vol. of complaints
Web	1121
Post	8
Email	2
Telephone	1
<b>Total</b>	<b>1132</b>



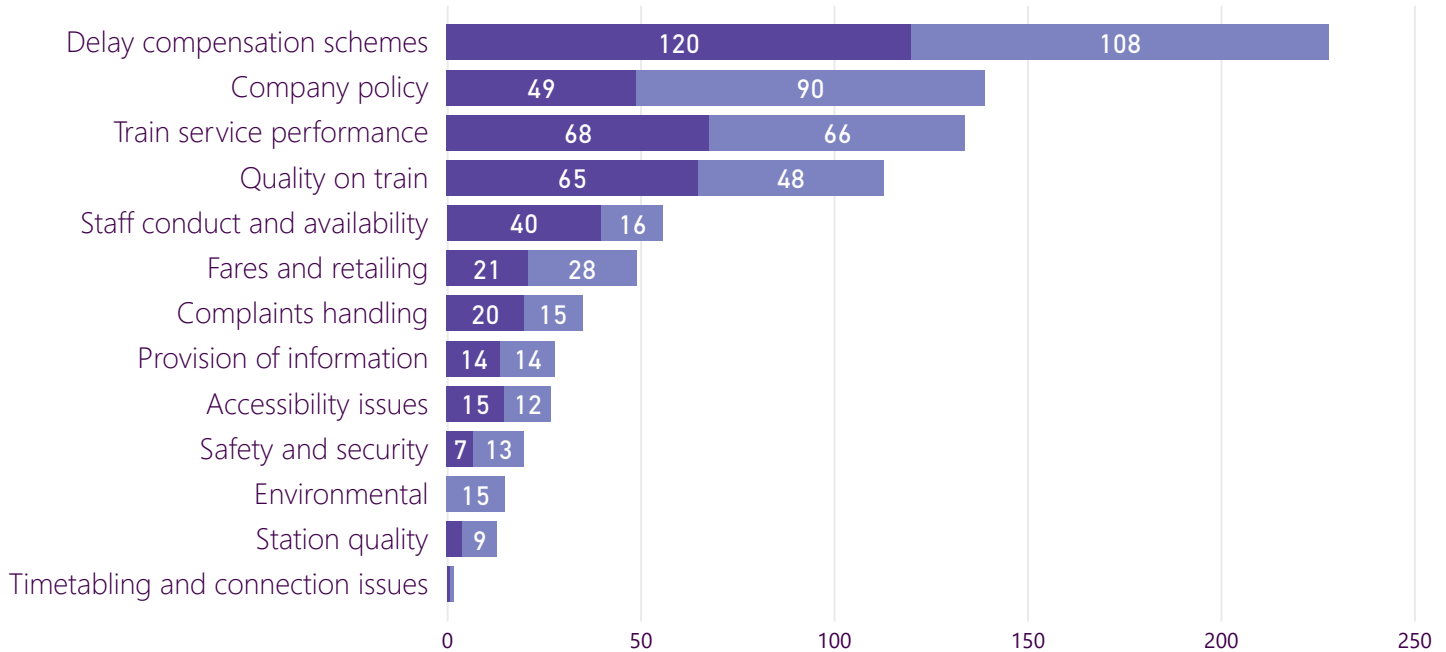
#### 5. Average time to close In Scope complaints in working days



*We work to resolve cases within 40 working days. However, extensions may be agreed by all parties in the event of exceptional circumstances or where additional evidence or independent advice is necessary for a decision to be made.*

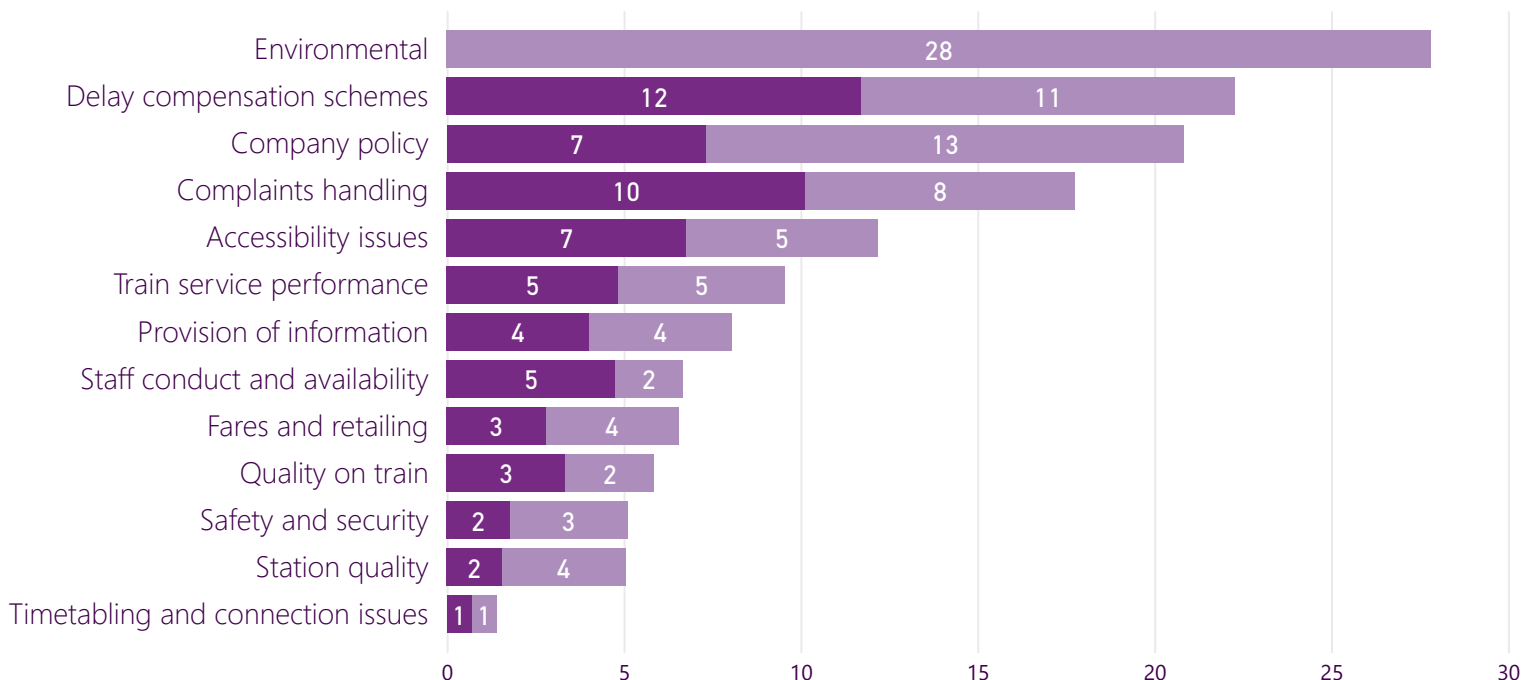
## 6. Complaints assessed by the Rail Ombudsman, by top level complaint category

● In Scope ● Out of Scope



## 7. Complaints assessed by the Rail Ombudsman, by top level complaint category per 1000 complaints handled by Participating Rail Operating Companies

● In Scope ● Out of Scope



Using the above chart it is possible to identify the complaint categories that most commonly resulted in escalations to the Rail Ombudsman. Data normalised by Q2 (Jul - Sep 2025) Industry data  
<https://dataportal.orr.gov.uk/statistics/passenger-experience/passenger-rail-service-complaints/>

## 8. Complaints assessed by the Rail Ombudsman, by second level category

Top level category	Second level category	Vol. of complaints
Accessibility issues	Assistance booking process	1
Accessibility issues	Assistance staff	3
Accessibility issues	Booked assistance not provided at station	9
Accessibility issues	Booked assistance not provided on train	4
Accessibility issues	Disabled toilets at station/on train	3
Accessibility issues	Lack of disabled facilities at station/on train	2
Accessibility issues	Lack of information	1
Accessibility issues	Quality of service from Help Points (including requesting assistance)	1
Accessibility issues	Unbooked assistance not provided at station	2
Accessibility issues	Unbooked assistance not provided on train	1
Company policy	Onboard policy	2
Company policy	Ticketing and refunds policy	137
Complaints handling	Complaints not fully addressed/fulfilled by Participating Rail Operating Company	20
Complaints handling	No response from Participating Rail Operating Company	4
Complaints handling	Response time	7
Complaints handling	Unhappy at type/level of compensation	4
Delay compensation schemes	Compensation claim rejected	133
Delay compensation schemes	Compensation claims process	54
Delay compensation schemes	Level of compensation	26
Delay compensation schemes	Speed of response	15
Environmental	Litter and contamination	3
Environmental	Noise pollution	9
Environmental	Overgrown vegetation	3
Fares and retailing	Smartcards	8
Fares and retailing	Ticket buying facilities	31
Fares and retailing	Value for money of ticket price	10

*Continued on next page.*

Continued from previous page.

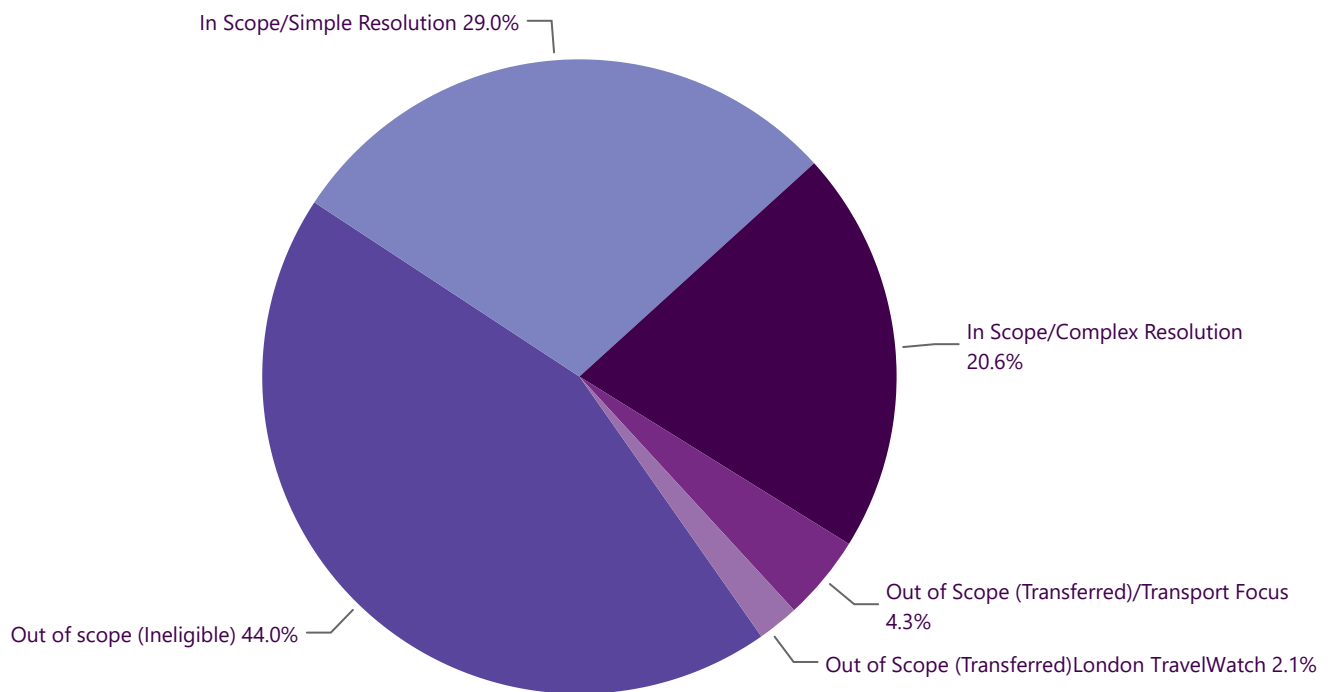
Top level category	Second level category	Vol. of complaints
Provision of information	Provision of information about train times/platforms	9
Provision of information	Provision of information on website or mobile apps	10
Provision of information	The provision of information during the journey	9
Quality on train	Cleanliness of train	2
Quality on train	Facilities onboard	50
Quality on train	Sufficient room for all passengers to sit/stand	35
Quality on train	The comfort of the seating area	1
Quality on train	The space for luggage	3
Quality on train	The toilet facilities	5
Quality on train	Upkeep and repair of the train	17
Safety and security	Personal security onboard	13
Safety and security	Personal security whilst using station	7
Staff conduct and availability	How request to station staff was handled	1
Staff conduct and availability	The attitudes and helpfulness of the staff at station	33
Staff conduct and availability	The helpfulness and attitude of other staff (not on train/not at station)	1
Staff conduct and availability	The helpfulness and attitude of staff on train	21
Station quality	Cleanliness	1
Station quality	Facilities for car parking	4
Station quality	The facilities and services	4
Station quality	The upkeep/repair of the station buildings/platforms	4
Timetabling and connection issues	Routing	1
Timetabling and connection issues	Timetabling	1
Train service performance	Provision of information about train times/platforms	1
Train service performance	Punctuality/reliability (i.e. the train arriving/departing on time)	132

## 9. Volumes assessed as In Scope or Out of Scope

How we classified complaints that were closed by the Rail Ombudsman or deemed to be Out of Scope.

Classification Type	No. of complaints
In Scope/Complex Resolution	176
In Scope/Simple Resolution	248
Out of scope (Ineligible)	376
Out of Scope (Transferred)/London TravelWatch	18
Out of Scope (Transferred)/Transport Focus	37
<b>Total</b>	<b>855</b>

Of the 855 complaints assessed in Quarter 1, 49% (424 complaints) were In Scope, 51% (431) were deemed to be Out of Scope and Ineligible for the scheme (71% of which were due to no deadlock letter provided). 13% (57) were transferred to consumer advocacy bodies. See chart 12 on page 11 for Out of Scope reasons.

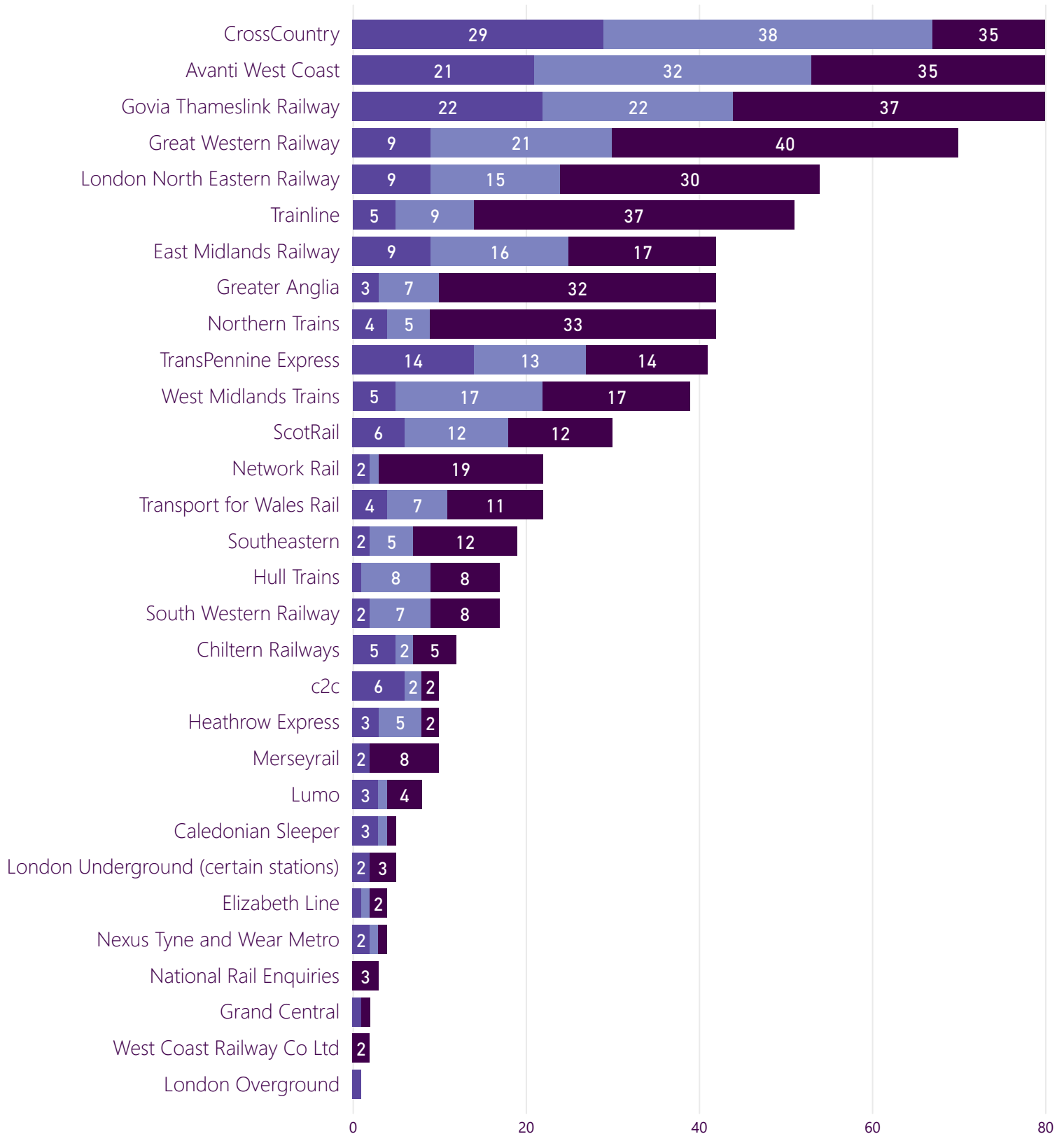


*Note: Complaints assessed include complaints carried forward from the previous quarter as well as some of the new complaints referred to the Rail Ombudsman during this quarter.*

## 10. Complaint classifications by Participating Rail Operating Company

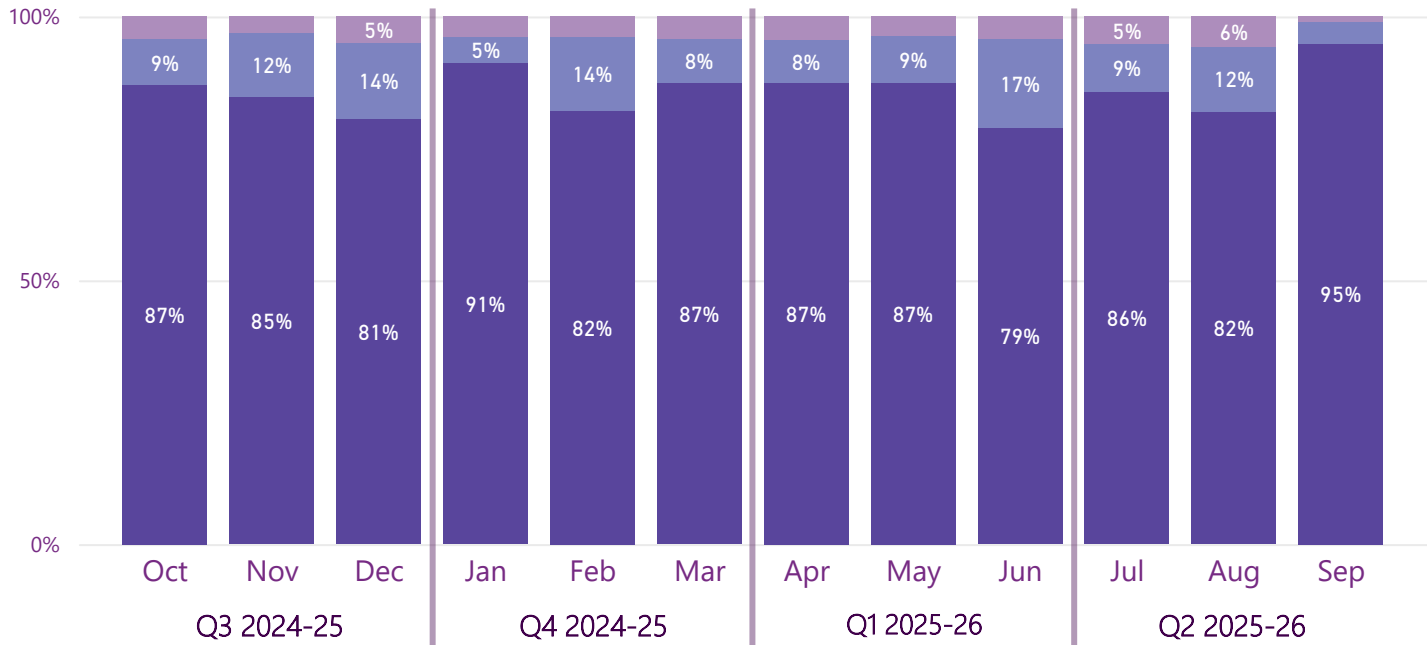
Complaints evaluated by the Rail Ombudsman during Quarter 2, by Participating Rail Operating Company.

● In Scope/Complex Resolution ● In Scope/Simple Resolution ● Out of Scope



## 11. Complaints retained by the Rail Ombudsman or transferred to consumer advocacy bodies, by month

Transferred to ● Retained by the Rail Ombudsman ● Transport Focus ● London TravelWatch



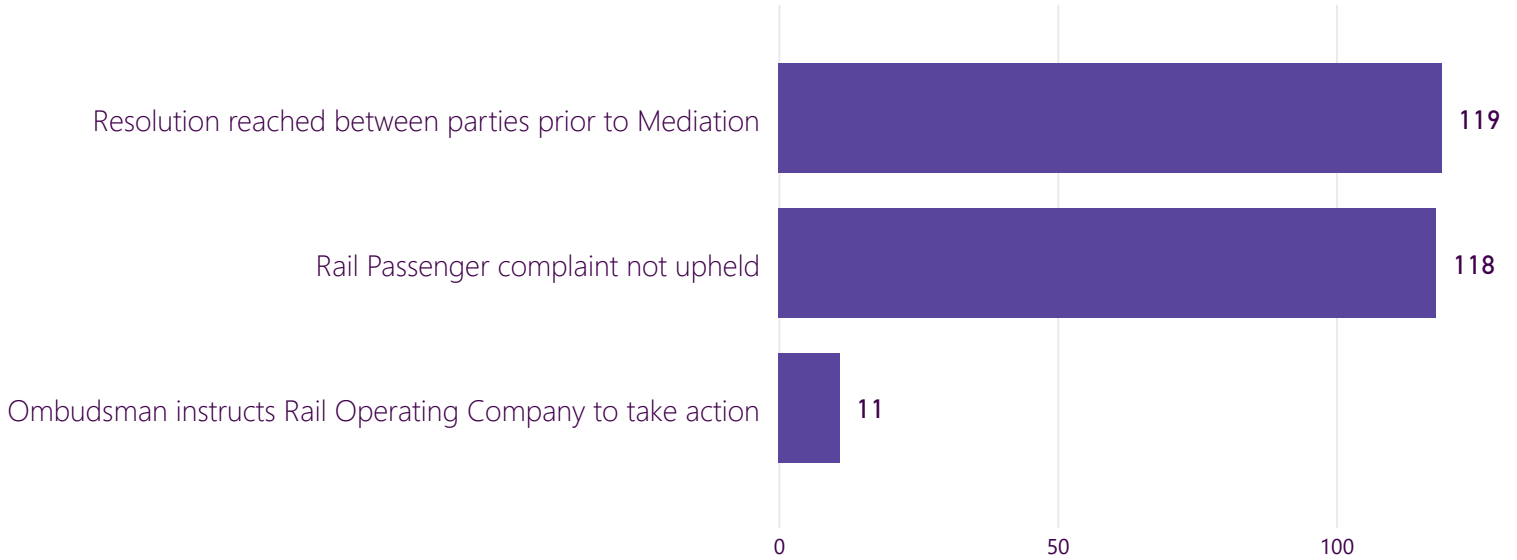
## 12. Out of Scope categories

Reasons complaints referred to the Rail Ombudsman were assessed to be Out of Scope.

Out of Scope category	Out of Scope (Ineligible)	Out of Scope (Transferred)	Total
No deadlock letter provided	306	1	307
Penalty fare appeals	12	34	46
Policy issues	10	16	26
Residential or lineside issues	14		14
Personal injury claim	10		10
Action being taken by alternative channel	7	2	9
Consumer withdrew	5		5
Already settled	4		4
Criminal claims	3		3
Parking charge notices	3		3
Campaigns/Petitions	1	1	2
Planned Improvements		1	1
Vexatious or Frivolous Disputes	1		1
<b>Total</b>	<b>376</b>	<b>55</b>	<b>431</b>

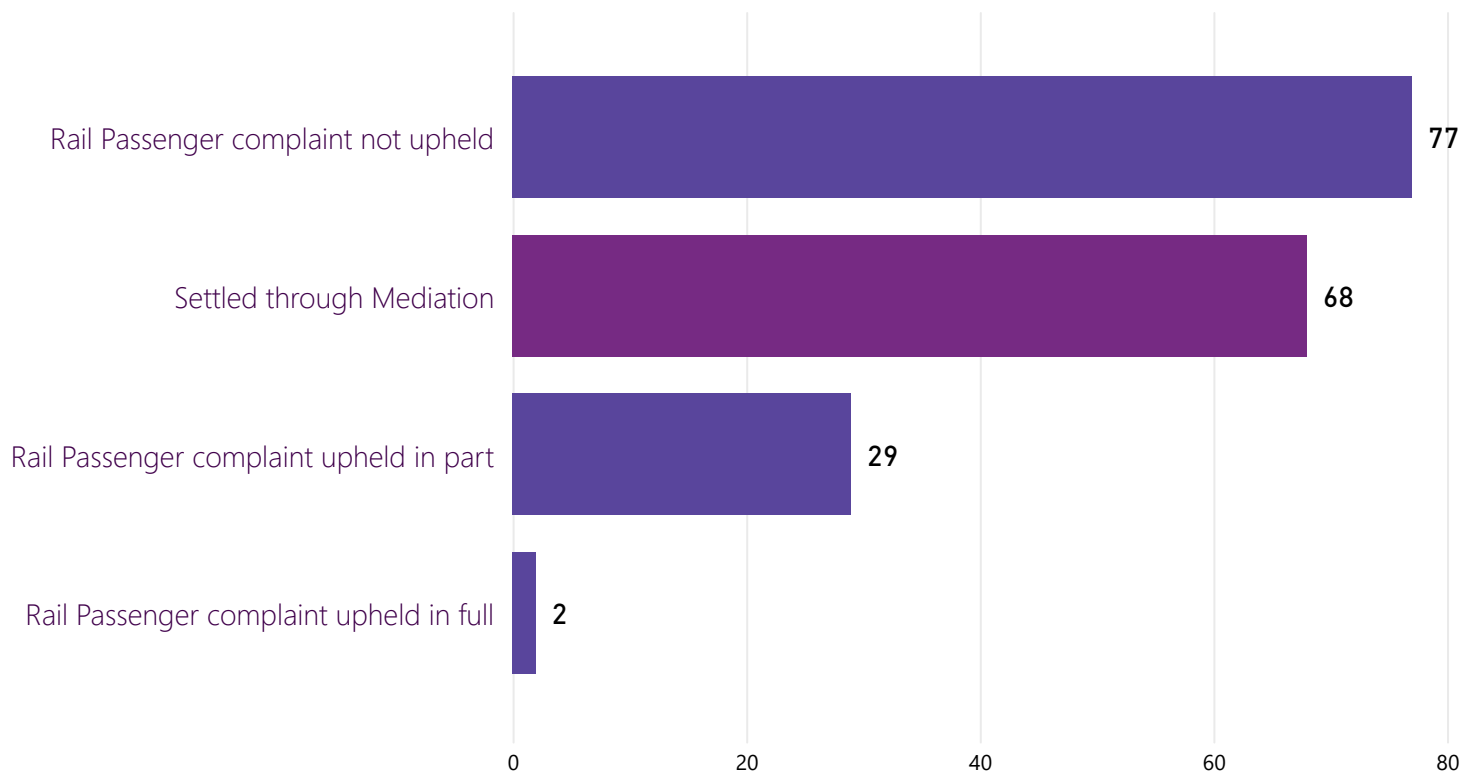
### 13. Simple Resolution case outcomes

Outcomes of closed Simple Resolution cases.



### 14. Complex Resolution case outcomes

Outcomes of closed Complex Resolution cases.



## 15. Simple Resolution case outcomes, by Participating Rail Operating Company

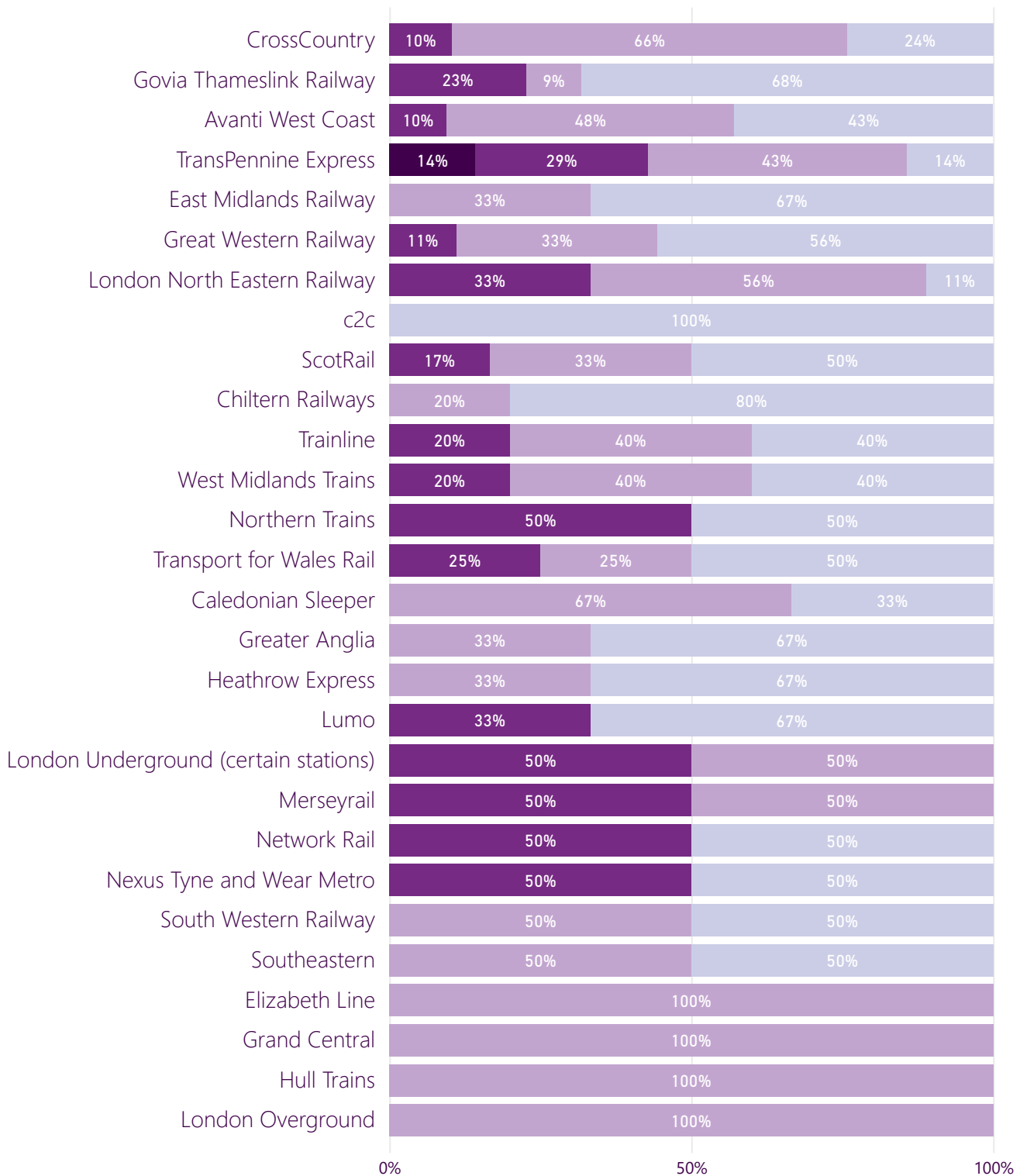
Outcomes of closed Simple Resolution cases by Participating Rail Operating Company.

Service Provider	Ombudsman instructs Rail Operating Company to take action	Rail Passenger complaint not upheld	Resolution reached between parties prior to Mediation	Total
CrossCountry	1	19	18	<b>38</b>
Avanti West Coast	1	7	24	<b>32</b>
Govia Thameslink Railway	3	13	6	<b>22</b>
Great Western Railway	1	10	10	<b>21</b>
West Midlands Trains		9	8	<b>17</b>
East Midlands Railway	1	7	8	<b>16</b>
London North Eastern Railway	1	6	8	<b>15</b>
TransPennine Express		6	7	<b>13</b>
ScotRail		4	8	<b>12</b>
Trainline		5	4	<b>9</b>
Hull Trains		2	6	<b>8</b>
Greater Anglia		4	3	<b>7</b>
South Western Railway		4	3	<b>7</b>
Transport for Wales Rail		5	2	<b>7</b>
Heathrow Express	2	2	1	<b>5</b>
Northern Trains		4	1	<b>5</b>
Southeastern		5		<b>5</b>
c2c		1	1	<b>2</b>
Chiltern Railways	1	1		<b>2</b>
Caledonian Sleeper		1		<b>1</b>
Elizabeth Line		1		<b>1</b>
Lumo		1		<b>1</b>
Network Rail		1		<b>1</b>
Nexus Tyne and Wear Metro			1	<b>1</b>
<b>Total</b>	<b>11</b>	<b>118</b>	<b>119</b>	<b>248</b>

## 16. Complex Resolution case outcomes, by Participating Rail Operating Company

Outcomes of closed Complex Resolution cases by Participating Rail Operating Company.

- Rail Passenger complaint upheld in full
- Rail Passenger complaint upheld in part
- Settled through Mediation
- Rail Passenger complaint not upheld
- Rail Passenger withdrew complaint



## 17. Resolution types and volume

Award type	No. of awards
A gesture or gift	9
Apology	4
Compensation	136
Complimentary service	1
Explanation	1
No award made	25
Prescribed refund *	5
Refund	46
Replacement Tickets/Trip	11
<b>Total</b>	<b>238</b>

\* paid in accordance with the delay repay procedure

*Note: Some closed complaints may have received more than one award type to reach resolution.*

Average financial award  
made  
**£75.56**

Largest financial award  
made (inc. refund)  
**£665.61**


## 18. Resolution types and volume by Participating Rail Operating Company

Service Provider	A gesture or gift	Apology	Compensation	No award made	Prescribed refund *	Refund	Replacement Tickets/Trip	Total
Avanti West Coast			21	4	1	6	3	35
c2c			1	3				4
Caledonian Sleeper Train						2		2
Chiltern Railways			1	1				2
Cross Country		1	25	2	2	8	2	40
East Midlands Railway		1	9		1	1		12
Elizabeth Line			1					1
Govia Thameslink Railway			9	6		1	1	17
Grand Central	1							1
Great Western Railway	1		9	4		4		18
Greater Anglia	2		1	3		1		7
Heathrow Express						2		2
Hull Trains			4			2	1	7
London North Eastern Railway			13			3	2	18
London Overground			1					1
London Underground (certain stations)		1	1			1		3
Lumo						1		1
Merseyrail			1					1
Network Rail			1					1
Nexus Tyne and Wear Metro			1					1
Northern Trains	1		1			2		4
ScotRail			7	1		3		11
South Western			4			1		5
Southeastern						1		1
Trainline			3			2		5
TransPennine Express	2	1	14			3		20
Transport for Wales Rail			3			1		4
West Midlands Trains	2		5	1	1	1	2	12
<b>Total</b>	<b>9</b>	<b>4</b>	<b>136</b>	<b>25</b>	<b>5</b>	<b>46</b>	<b>11</b>	<b>238**</b>

\*\*Additional figures: 1 case for East Midlands Railway for "Explanation", 1 case for West Midlands Railway for "Complimentary Service"

\* paid in accordance with the delay repay procedure

# The Rail Ombudsman



[www.railombudsman.org](http://www.railombudsman.org)

Dates: 01/07/25 - 30/09/25